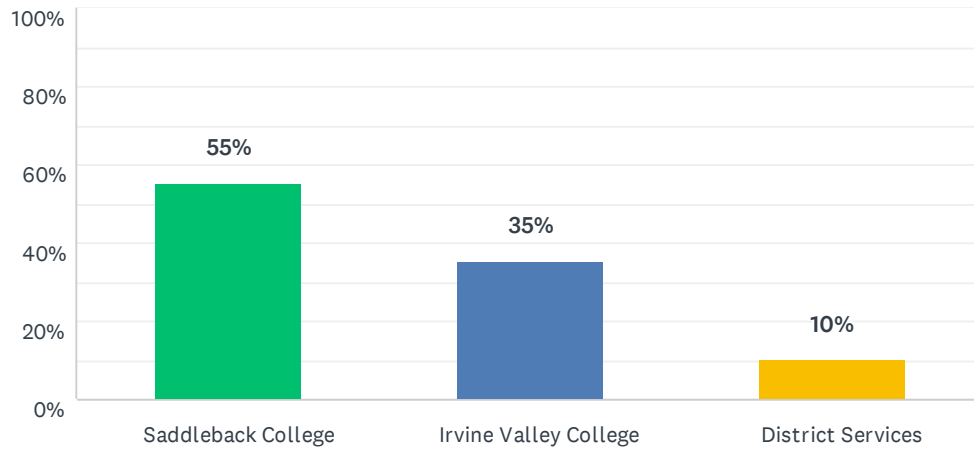


### Q1 Please select the place(s) where you work.

Answered: 395 Skipped: 0

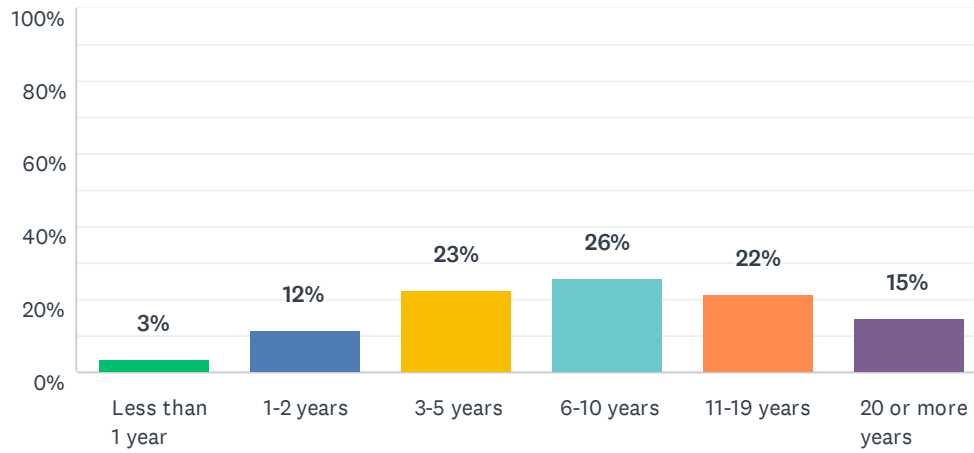


ANSWER CHOICES	RESPONSES
Saddleback College (1)	55% 219
Irvine Valley College (2)	35% 139
District Services (3)	10% 41
Total Respondents: 395	

BASIC STATISTICS				
Minimum	Maximum	Median	Mean	Standard Deviation
1.00	3.00	1.00	1.55	0.67

## Q2 How long have you worked in the district?

Answered: 395 Skipped: 0

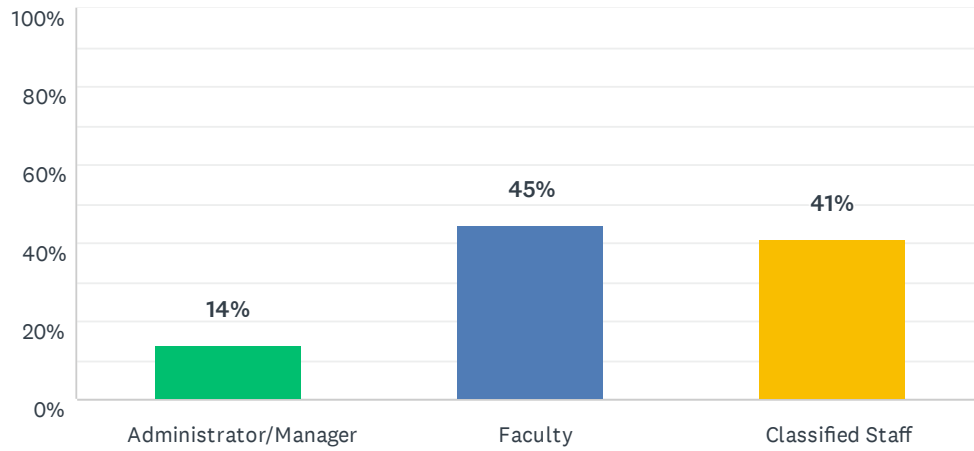


ANSWER CHOICES	RESPONSES
Less than 1 year (1)	3% 13
1-2 years (2)	12% 46
3-5 years (3)	23% 89
6-10 years (4)	26% 103
11-19 years (5)	22% 85
20 or more years (6)	15% 59
<b>TOTAL</b>	<b>395</b>

BASIC STATISTICS				
Minimum	Maximum	Median	Mean	Standard Deviation
1.00	6.00	4.00	3.96	1.34

### Q3 What is your employee type?

Answered: 395 Skipped: 0

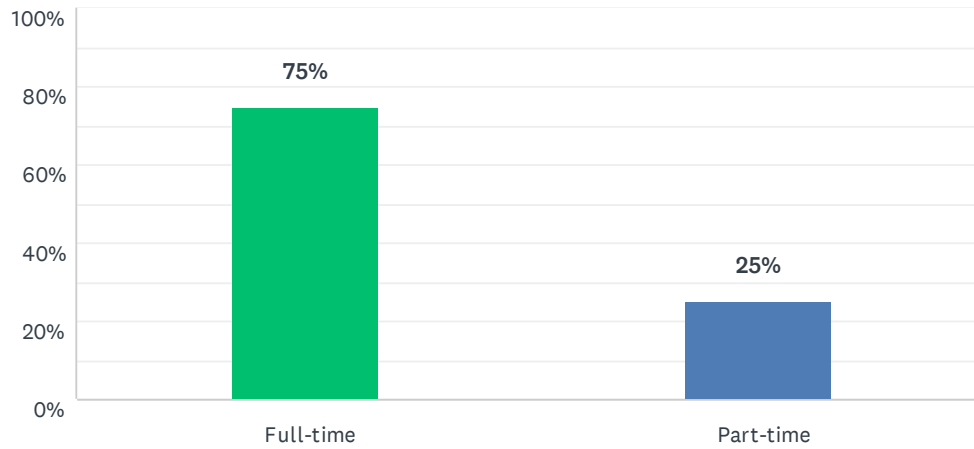


ANSWER CHOICES	RESPONSES	
Administrator/Manager (1)	14%	56
Faculty (2)	45%	177
Classified Staff (3)	41%	162
<b>TOTAL</b>		<b>395</b>

BASIC STATISTICS				
Minimum	Maximum	Median	Mean	Standard Deviation
1.00	3.00	2.00	2.27	0.69

### Q4 Are you a full-time or part-time employee?

Answered: 395 Skipped: 0

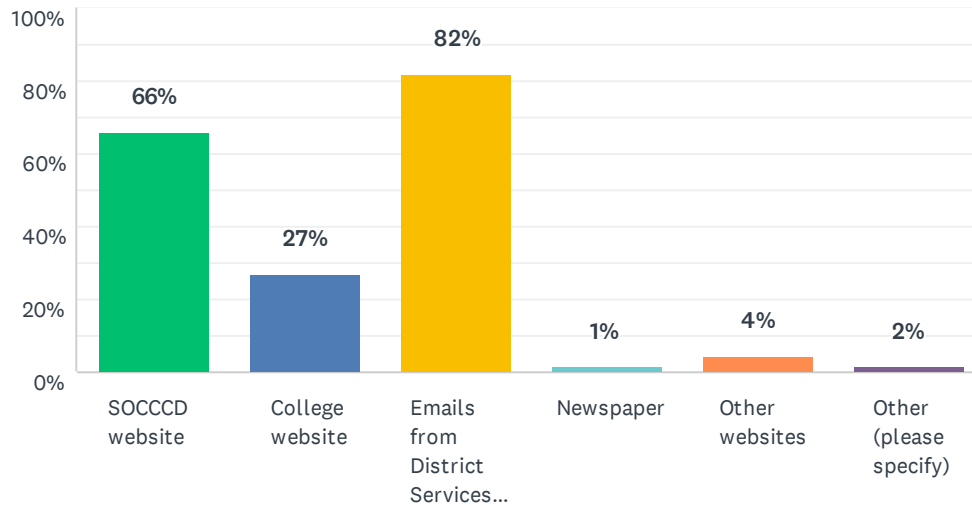


ANSWER CHOICES		RESPONSES	
Full-time (1)		75%	295
Part-time (2)		25%	100
TOTAL			395

BASIC STATISTICS				
Minimum	Maximum	Median	Mean	Standard Deviation
1.00	2.00	1.00	1.25	0.43

Q5 Over the past year, please indicate where you have received or accessed information on SOCCCD's Board of Trustees. (Please check all that apply.)

Answered: 395 Skipped: 0

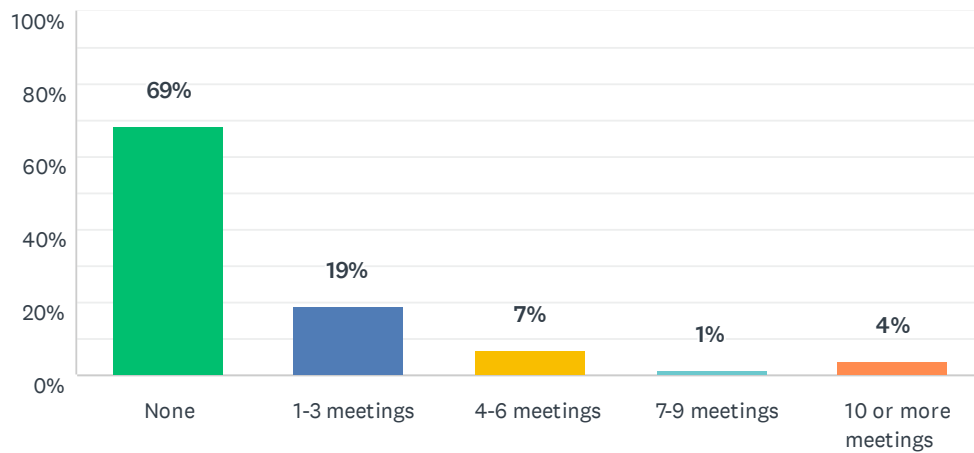


ANSWER CHOICES	RESPONSES
SOCCCD website (1)	66% 261
College website (2)	27% 106
Emails from District Services: Board highlights and other press releases (3)	82% 324
Newspaper (4)	1% 5
Other websites (5)	4% 17
Other (please specify) (6)	2% 6
Total Respondents: 395	

BASIC STATISTICS				
Minimum	Maximum	Median	Mean	Standard Deviation
1.00	6.00	2.00	2.21	1.07

### Q6 Over the past year, how many Board of Trustees meetings have you attended?

Answered: 395 Skipped: 0

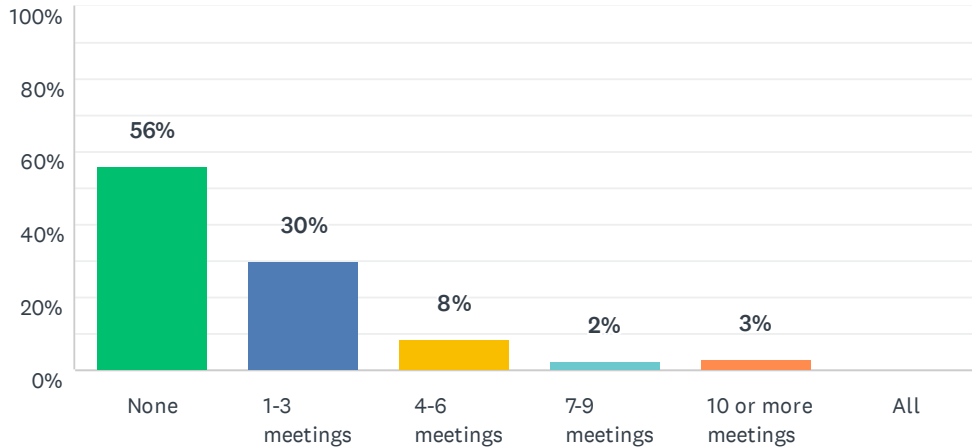


ANSWER CHOICES	RESPONSES	
None (1)	69%	271
1-3 meetings (2)	19%	75
4-6 meetings (3)	7%	28
7-9 meetings (4)	1%	5
10 or more meetings (5)	4%	16
<b>TOTAL</b>		<b>395</b>

BASIC STATISTICS				
Minimum	Maximum	Median	Mean	Standard Deviation
1.00	5.00	1.00	1.53	0.98

## Q7 Over the past year, how many Board of Trustees meetings have you watched on television and/or watched via a meeting video posted on the SOCCCD website?

Answered: 395 Skipped: 0

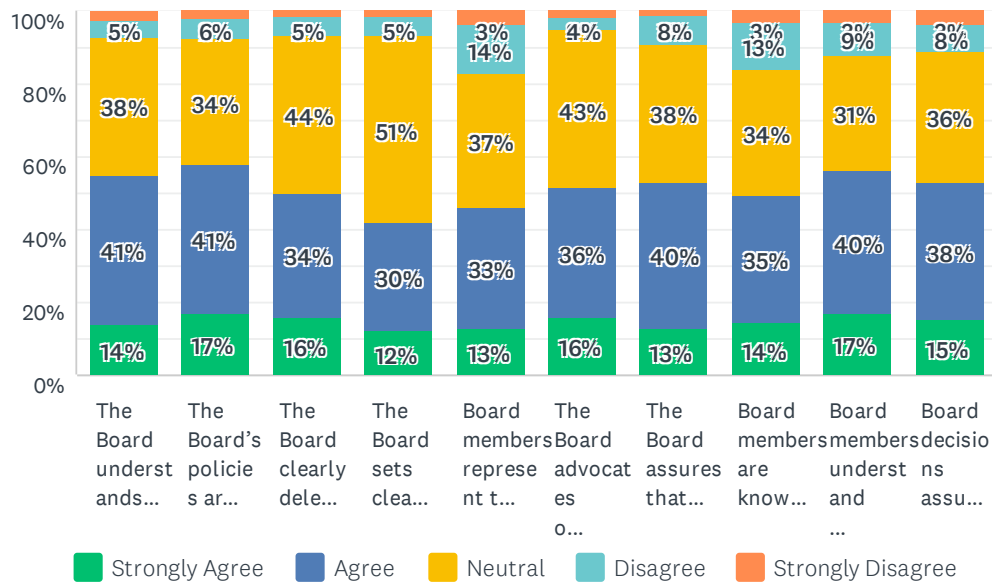


ANSWER CHOICES	RESPONSES
None (1)	56% 222
1-3 meetings (2)	30% 119
4-6 meetings (3)	8% 33
7-9 meetings (4)	2% 9
10 or more meetings (5)	3% 12
All (6)	0% 0
<b>TOTAL</b>	<b>395</b>

BASIC STATISTICS				
Minimum	Maximum	Median	Mean	Standard Deviation
1.00	5.00	1.00	1.66	0.95

### Q8 Please indicate the extent to which you agree or disagree with the following statements.

Answered: 325 Skipped: 70



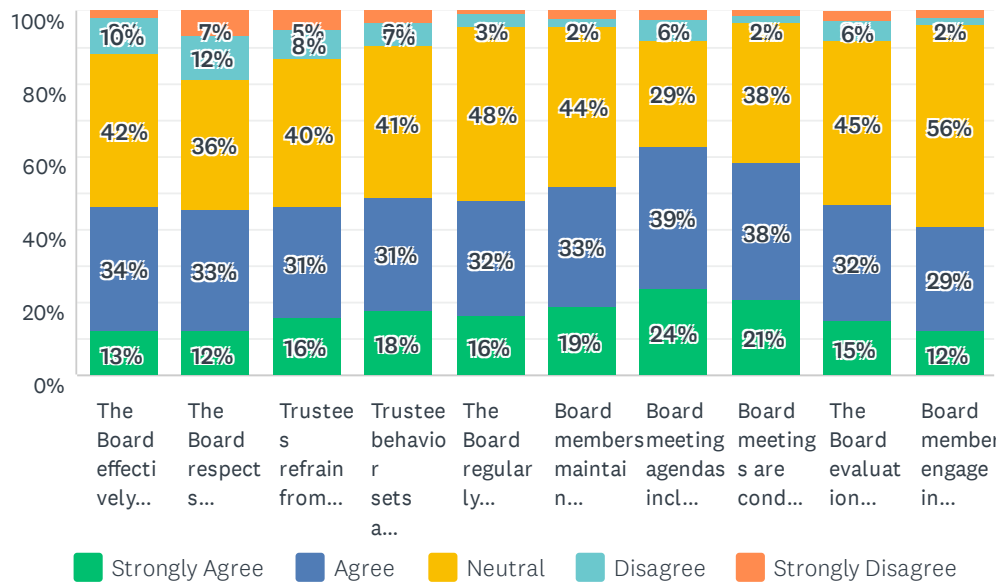


	STRONGLY AGREE (1)	AGREE (2)	NEUTRAL (3)	DISAGREE (4)	STRONGLY DISAGREE (5)	TOTAL	WEIGHTED AVERAGE
The Board understands its policy role and differentiates its role from those of the Chancellor, District Services, and college employees.	14% 45	41% 133	38% 124	5% 15	2% 8	325	3.59
The Board's policies are regularly reviewed and are up-to-date. They effectively guide operations on a district-wide basis.	17% 55	41% 134	34% 112	6% 18	2% 6	325	3.66
The Board clearly delegates authority to and supports the Chancellor.	16% 52	34% 110	44% 142	5% 16	2% 5	325	3.58
The Board sets clear expectations for and effectively evaluates the Chancellor.	12% 40	30% 97	51% 167	5% 16	2% 5	325	3.46
Board members represent the interests and needs of the communities served by the district.	13% 43	33% 107	37% 120	14% 44	3% 11	325	3.39
The Board advocates on behalf of the district to local, state, and federal governments.	16% 52	36% 116	43% 140	4% 12	2% 5	325	3.61
The Board assures that there is an effective planning process and is appropriately involved in the process.	13% 42	40% 130	38% 124	8% 26	1% 3	325	3.56
Board members are knowledgeable about the district's educational programs and services.	14% 47	35% 114	34% 112	13% 43	3% 9	325	3.45
Board members understand the budget and fiscal status of the district.	17% 55	40% 129	31% 102	9% 30	3% 9	325	3.59
Board decisions assure the fiscal stability and health of the district.	15% 50	38% 123	36% 116	8% 25	3% 11	325	3.54

BASIC STATISTICS					
	MINIMUM	MAXIMUM	MEDIAN	MEAN	STANDARD DEVIATION
The Board understands its policy role and differentiates its role from those of the Chancellor, District Services, and college employees.	1.00	5.00	2.00	2.41	0.87
The Board's policies are regularly reviewed and are up-to-date. They effectively guide operations on a district-wide basis.	1.00	5.00	2.00	2.34	0.89
The Board clearly delegates authority to and supports the Chancellor.	1.00	5.00	3.00	2.42	0.87
The Board sets clear expectations for and effectively evaluates the Chancellor.	1.00	5.00	3.00	2.54	0.83
Board members represent the interests and needs of the communities served by the district.	1.00	5.00	3.00	2.61	0.99
The Board advocates on behalf of the district to local, state, and federal governments.	1.00	5.00	2.00	2.39	0.85
The Board assures that there is an effective planning process and is appropriately involved in the process.	1.00	5.00	2.00	2.44	0.85
Board members are knowledgeable about the district's educational programs and services.	1.00	5.00	3.00	2.55	0.98
Board members understand the budget and fiscal status of the district.	1.00	5.00	2.00	2.41	0.97
Board decisions assure the fiscal stability and health of the district.	1.00	5.00	2.00	2.46	0.96

### Q9 Please indicate the extent to which you agree or disagree with the following statements.

Answered: 307 Skipped: 88



	STRONGLY AGREE (1)	AGREE (2)	NEUTRAL (3)	DISAGREE (4)	STRONGLY DISAGREE (5)	TOTAL	WEIGHTED AVERAGE
The Board effectively monitors implementation of institutional plans.	13% 39	34% 103	42% 129	10% 31	2% 5	307	3.46
The Board respects faculty, staff, and student participation in their decision making.	12% 38	33% 102	36% 110	12% 37	7% 20	307	3.33
Trustees refrain from attempting to manage or direct work or activities of employees.	16% 49	31% 94	40% 124	8% 24	5% 16	307	3.44
Trustee behavior sets a positive tone for the district.	18% 55	31% 96	41% 127	7% 20	3% 9	307	3.55
The Board regularly reviews and adheres to its code of ethics and standards of practice.	16% 50	32% 98	48% 147	3% 10	1% 2	307	3.60
Board members maintain confidentiality of privileged information.	19% 59	33% 101	44% 135	2% 6	2% 6	307	3.65
Board meeting agendas include sufficient information; the topics reflect Board responsibilities and tasks.	24% 74	39% 119	29% 89	6% 19	2% 6	307	3.77
Board meetings are conducted in an orderly, respectful manner; sufficient time is provided to explore and resolve key issues.	21% 64	38% 116	38% 118	2% 6	1% 3	307	3.76
The Board evaluation process helps the Board enhance its performance.	15% 46	32% 99	45% 137	6% 18	2% 7	307	3.52
Board members engage in professional development that enhances their performance as trustees. New Board members have an orientation to their role.	12% 38	29% 88	56% 171	2% 6	1% 4	307	3.49

BASIC STATISTICS					
	MINIMUM	MAXIMUM	MEDIAN	MEAN	STANDARD DEVIATION
The Board effectively monitors implementation of institutional plans.	1.00	5.00	3.00	2.54	0.90
The Board respects faculty, staff, and student participation in their decision making.	1.00	5.00	3.00	2.67	1.05
Trustees refrain from attempting to manage or direct work or activities of employees.	1.00	5.00	3.00	2.56	1.02
Trustee behavior sets a positive tone for the district.	1.00	5.00	3.00	2.45	0.96
The Board regularly reviews and adheres to its code of ethics and standards of practice.	1.00	5.00	3.00	2.40	0.82
Board members maintain confidentiality of privileged information.	1.00	5.00	2.00	2.35	0.88
Board meeting agendas include sufficient information; the topics reflect Board responsibilities and tasks.	1.00	5.00	2.00	2.23	0.95
Board meetings are conducted in an orderly, respectful manner; sufficient time is provided to explore and resolve key issues.	1.00	5.00	2.00	2.24	0.84
The Board evaluation process helps the Board enhance its performance.	1.00	5.00	3.00	2.48	0.90
Board members engage in professional development that enhances their performance as trustees. New Board members have an orientation to their role.	1.00	5.00	3.00	2.51	0.78