

2018-19 Board Goals

The Board Goals were completed during the workshop. The board committed to the following eight measurable goals:




1. Increase by at least 5% the number of SOCCCD students who acquire associate degrees, credentials, certificates or specific skill sets that prepare them for an in-demand job.
2. Increase by 8% the number of SOCCCD students transferring to 4-year colleges or universities.
3. Increase the percent of exiting CTE students who report being employed or advanced in their field of study.
4. Decrease the average number of units accumulated by SOCCCD students earning their associates degrees by at least 3%.
5. Research and identify equity gaps and report back to the Board on a plan to reduce achievement gap(s).
6. Maintain life-long learning and emeritus program enrollment at (at least) current levels.
7. Research and identify non-academic barriers and report findings to the Board on strategies to address these barriers.
8. Review the current status of ATEP for the purpose of establishing measurable goals.

SOCCCD Board of Trustees Self-Evaluation 2018 Results

Below are the results of the SOCCCD Board of Trustees' Annual Self-Evaluation 2018. All seven trustees completed the evaluation. The questions are scored on a five-point Likert scale where the positive responses of "Excellent/Strongly Agree" are five points and the negative responses of "Poor/Strongly Disagree" are one point.




Please rate how well you feel the Board of Trustees is meeting the Board goals related to the 2014-2020 District-wide Strategic Plan Goals.

SPQ1. The Board will oversee and complete a successful Chancellor search.

Answer	Bar	Response	%
Excellent		5	71.43%
Good		1	14.29%
Neutral		1	14.29%
Fair		0	0.00%
Poor		0	0.00%
Total		7	100.00%

Min Value	Max Value	Average Value	Standard Deviation	Total Respondents
3	5	4.57	0.79	7



SPQ2. The Board will hold the Chancellor accountable for implementing strategies and programs designed to meet the goals and objectives in the 2014-2020 District-wide Strategic Plan. It will monitor progress through reports and discussion at Board meetings, as well as the Chancellor's evaluation process.

Answer	Bar	Response	%
Excellent		2	28.57%
Good		4	57.14%
Neutral		1	14.29%
Fair		0	0.00%
Poor		0	0.00%
Total		7	100.00%

Min Value	Max Value	Average Value	Standard Deviation	Total Respondents
3	5	4.14	0.69	7



SOCCCD Board of Trustees Self- Evaluation 2018 Results

SPQ3. The Board remains committed to communication and leadership styles that model a culture of mutual respect and collaboration and set a positive tone for the District. (District Goal 1)

Answer	Bar	Response	%
Excellent		6	85.71%
Good		1	14.29%
Neutral		0	0.00%
Fair		0	0.00%
Poor		0	0.00%
Total		7	100.00%

Min Value	Max Value	Average Value	Standard Deviation	Total Respondents
4	5	4.86	0.38	7



SPQ4. The Board continues a major focus on success for all students and through its policies and direction and will ensure the quality, integrity, and improvement of student learning programs and services and the resources necessary to support them.

Answer	Bar	Response	%
Excellent		6	85.71%
Good		1	14.29%
Neutral		0	0.00%
Fair		0	0.00%
Poor		0	0.00%
Total		7	100.00%

Min Value	Max Value	Average Value	Standard Deviation	Total Respondents
4	5	4.86	0.38	7

SOCCCD Board of Trustees Self- Evaluation 2018 Results

SPQ5. The Board continues to expect and support efforts to build and maintain partnerships with business/industry to meet career and technical education needs at ATEP, Irvine Valley College, and Saddleback College. (District Goal 3)



Answer	Bar	Response	%
Excellent		3	42.86%
Good		4	57.14%
Neutral		0	0.00%
Fair		0	0.00%
Poor		0	0.00%
Total		7	100.00%

Min Value	Max Value	Average Value	Standard Deviation	Total Respondents
4	5	4.43	0.53	7

SOCCCD Board of Trustees Self- Evaluation 2018 Results





Please rate how well you feel the Board of Trustees is meeting the following Board Effectiveness Goals.

BEG1. The Board remains committed to opportunities to listen to faculty, staff, and student perspectives on District matters, while honoring college and District processes for making decisions and recommendations to the Board. The Board will provide opportunities to discuss board roles and perspectives with administrators, faculty, and staff.

Answer	Bar	Response	%
Excellent		4	57.14%
Good		3	42.86%
Neutral		0	0.00%
Fair		0	0.00%
Poor		0	0.00%
Total		7	100.00%

Min Value	Max Value	Average Value	Standard Deviation	Total Respondents
4	5	4.57	0.53	7



BEG2. The Board is supportive of alternate concepts to collective bargaining and labor relations that will lead to improved negotiations process and employee/employer relations.

Answer	Bar	Response	%
Excellent		4	57.14%
Good		1	14.29%
Neutral		1	14.29%
Fair		1	14.29%
Poor		0	0.00%
Total		7	100.00%

Min Value	Max Value	Average Value	Standard Deviation	Total Respondents
1	4	1.86	1.21	7



SOCCCD Board of Trustees Self- Evaluation 2018 Results

BEG3. The Board will strengthen its knowledge of the budget to ensure the long range fiscal stability and financial strength of the District.

Answer	Bar	Response	%
Excellent		3	42.86%
Good		4	57.14%
Neutral		0	0.00%
Fair		0	0.00%
Poor		0	0.00%
Total		7	100.00%

Min Value	Max Value	Average Value	Standard Deviation	Total Respondents
4	5	4.43	0.53	7



BEG4. The Board will maintain an effective and strong working relationship with the Chancellor

Answer	Bar	Response	%
Excellent		6	85.71%
Good		1	14.29%
Neutral		0	0.00%
Fair		0	0.00%
Poor		0	0.00%
Total		7	100.00%

Min Value	Max Value	Average Value	Standard Deviation	Total Respondents
4	5	4.86	0.38	7



SOCCCD Board of Trustees Self- Evaluation 2018 Results

BEG5. The Board will ensure that the District effectively advocates its positions on key, local, state and federal policy issues affecting the District.

Answer	Bar	Response	%
Excellent		3	42.86%
Good		4	57.14%
Neutral		0	0.00%
Fair		0	0.00%
Poor		0	0.00%
Total		7	100.00%

Min Value	Max Value	Average Value	Standard Deviation	Total Respondents
4	5	4.43	0.53	7

BEG6. The Board will remain committed in its engagement in professional development.



Answer	Bar	Response	%
Excellent		1	14.29%
Good		6	85.71%
Neutral		0	0.00%
Fair		0	0.00%
Poor		0	0.00%
Total		7	100.00%

Min Value	Max Value	Average Value	Standard Deviation	Total Respondents
4	5	4.14	0.38	7

SOCCCD Board of Trustees Self- Evaluation 2018 Results



Please indicate the extent to which you agree or disagree with the following statements.

Q1. The Board understands its policy role and differentiates its role from those of the Chancellor, District Services and college employees.

Answer	Bar	Response	%
Strongly Agree		2	28.57%
Agree		5	71.43%
Neutral		0	0.00%
Disagree		0	0.00%
Strongly Disagree		0	0.00%
Total		7	100.00%

Min Value	Max Value	Average Value	Standard Deviation	Total Respondents
4	5	4.29	0.49	7



Q2. The Board's policies are regularly reviewed and are up-to-date. They effectively guide District Services and college operations.

Answer	Bar	Response	%
Strongly Agree		3	42.86%
Agree		4	57.14%
Neutral		0	0.00%
Disagree		0	0.00%
Strongly Disagree		0	0.00%
Total		7	100.00%

Min Value	Max Value	Average Value	Standard Deviation	Total Respondents
4	5	4.43	0.53	7



SOCccd Board of Trustees Self- Evaluation 2018 Results

Q3. The Board clearly delegates authority to and supports the Chancellor.

Answer	Bar	Response	%
Strongly Agree		5	71.43%
Agree		2	28.57%
Neutral		0	0.00%
Disagree		0	0.00%
Strongly Disagree		0	0.00%
Total		7	100.00%

Min Value	Max Value	Average Value	Standard Deviation	Total Respondents
4	5	4.71	0.49	7



Q4. The Board sets clear expectations for and effectively evaluates the Chancellor.

Answer	Bar	Response	%
Strongly Agree		2	28.57%
Agree		5	71.43%
Neutral		0	0.00%
Disagree		0	0.00%
Strongly Disagree		0	0.00%
Total		7	100.00%

Min Value	Max Value	Average Value	Standard Deviation	Total Respondents
4	5	4.29	0.49	7



SOCCCD Board of Trustees Self- Evaluation 2018 Results

Q5. Board members represent the interests and needs of the communities served by the district.

Answer	Bar	Response	%
Strongly Agree		5	71.43%
Agree		2	28.57%
Neutral		0	0.00%
Disagree		0	0.00%
Strongly Disagree		0	0.00%
Total		7	100.00%

Min Value	Max Value	Average Value	Standard Deviation	Total Respondents
4	5	4.71	0.49	7



Q6. The Board advocates on behalf of the district to local, state, and federal governments.

Answer	Bar	Response	%
Strongly Agree		3	42.86%
Agree		4	57.14%
Neutral		0	0.00%
Disagree		0	0.00%
Strongly Disagree		0	0.00%
Total		7	100.00%

Min Value	Max Value	Average Value	Standard Deviation	Total Respondents
4	5	4.43	0.53	7



SOCCCD Board of Trustees Self- Evaluation 2018 Results

Q7. The Board assures that there is an effective planning process and is appropriately involved in the process.

Answer	Bar	Response	%
Strongly Agree		2	28.57%
Agree		5	71.43%
Neutral		0	0.00%
Disagree		0	0.00%
Strongly Disagree		0	0.00%
Total		7	100.00%

Min Value	Max Value	Average Value	Standard Deviation	Total Respondents
4	5	4.29	0.49	7




Q8. Board members are knowledgeable about the district’s educational programs and services.

Answer	Bar	Response	%
Strongly Agree		3	42.86%
Agree		4	57.14%
Neutral		0	0.00%
Disagree		0	0.00%
Strongly Disagree		0	0.00%
Total		7	100.00%

Min Value	Max Value	Average Value	Standard Deviation	Total Respondents
4	5	4.43	0.53	7



SOCCCD Board of Trustees Self- Evaluation 2018 Results

Q9. Board members understand the budget and fiscal status of the district.

Answer	Bar	Response	%
Strongly Agree		2	28.57%
Agree		4	57.14%
Neutral		1	14.29%
Disagree		0	0.00%
Strongly Disagree		0	0.00%
Total		7	100.00%

Min Value	Max Value	Average Value	Standard Deviation	Total Respondents
3	5	4.14	0.69	7



Q10. Board decisions assure the fiscal stability and health of the district.

Answer	Bar	Response	%
Strongly Agree		5	71.43%
Agree		2	28.57%
Neutral		0	0.00%
Disagree		0	0.00%
Strongly Disagree		0	0.00%
Total		7	100.00%

Min Value	Max Value	Average Value	Standard Deviation	Total Respondents
4	5	4.71	0.49	7


SOCCCD Board of Trustees Self- Evaluation 2018 Results

Q11. The Board effectively monitors implementation of institutional plans.

Answer	Bar	Response	%
Strongly Agree		3	42.86%
Agree		4	57.14%
Neutral		0	0.00%
Disagree		0	0.00%
Strongly Disagree		0	0.00%
Total		7	100.00%

Min Value	Max Value	Average Value	Standard Deviation	Total Respondents
4	5	4.43	0.53	7



Q12. The Board respects faculty, staff, and student participation in college and District Services decision making.

Answer	Bar	Response	%
Strongly Agree		7	100.00%
Agree		0	0.00%
Neutral		0	0.00%
Disagree		0	0.00%
Strongly Disagree		0	0.00%
Total		7	100.00%

Min Value	Max Value	Average Value	Standard Deviation	Total Respondents
5	5	5.00	0.00	7



SOCCCD Board of Trustees Self- Evaluation 2018 Results

Q13. Trustees refrain from attempting to manage or direct work or activities of District Services and college employees.

Answer	Bar	Response	%
Strongly Agree		5	71.43%
Agree		2	28.57%
Neutral		0	0.00%
Disagree		0	0.00%
Strongly Disagree		0	0.00%
Total		7	100.00%

Min Value	Max Value	Average Value	Standard Deviation	Total Respondents
4	5	4.71	0.49	7



Q14. Trustee behavior sets a positive tone for the district.

Answer	Bar	Response	%
Strongly Agree		5	71.43%
Agree		2	28.57%
Neutral		0	0.00%
Disagree		0	0.00%
Strongly Disagree		0	0.00%
Total		7	100.00%

Min Value	Max Value	Average Value	Standard Deviation	Total Respondents
4	5	4.71	0.49	7



SOCCCD Board of Trustees Self- Evaluation 2018 Results

Q15. The Board regularly reviews and adheres to its code of ethics and standards of practice.

Answer	Bar	Response	%
Strongly Agree		6	85.71%
Agree		1	14.29%
Neutral		0	0.00%
Disagree		0	0.00%
Strongly Disagree		0	0.00%
Total		7	100.00%

Min Value	Max Value	Average Value	Standard Deviation	Total Respondents
4	5	4.86	0.38	7



Q16. Board members maintain confidentiality of privileged information.

Answer	Bar	Response	%
Strongly Agree		4	57.14%
Agree		3	42.86%
Neutral		0	0.00%
Disagree		0	0.00%
Strongly Disagree		0	0.00%
Total		7	100.00%

Min Value	Max Value	Average Value	Standard Deviation	Total Respondents
4	5	4.57	0.53	7



SOCCCD Board of Trustees Self- Evaluation 2018 Results

Q17. Board meeting agendas include sufficient information; the topics reflect board responsibilities and tasks.

Answer	Bar	Response	%
Strongly Agree		2	28.57%
Agree		5	71.43%
Neutral		0	0.00%
Disagree		0	0.00%
Strongly Disagree		0	0.00%
Total		7	100.00%

Min Value	Max Value	Average Value	Standard Deviation	Total Respondents
4	5	4.29	0.49	7



Q18. Board meetings are conducted in an orderly, respectful manner; sufficient time is provided to explore and resolve key issues.

Answer	Bar	Response	%
Strongly Agree		6	85.71%
Agree		1	14.29%
Neutral		0	0.00%
Disagree		0	0.00%
Strongly Disagree		0	0.00%
Total		7	100.00%

Min Value	Max Value	Average Value	Standard Deviation	Total Respondents
4	5	4.86	0.38	7




SOCCCD Board of Trustees Self- Evaluation 2018 Results

Q19. The Board evaluation process helps the Board enhance its performance.

Answer	Bar	Response	%
Strongly Agree		5	71.43%
Agree		2	28.57%
Neutral		0	0.00%
Disagree		0	0.00%
Strongly Disagree		0	0.00%
Total		7	100.00%

Min Value	Max Value	Average Value	Standard Deviation	Total Respondents
4	5	4.71	0.49	7

Q20. Board members engage in professional development that enhances their performance as trustees. New Board members have an orientation to their role.




Answer	Bar	Response	%
Strongly Agree		2	28.57%
Agree		4	57.14%
Neutral		1	14.29%
Disagree		0	0.00%
Strongly Disagree		0	0.00%
Total		7	100.00%

Min Value	Max Value	Average Value	Standard Deviation	Total Respondents
3	5	4.14	0.69	7




**SOCCCD Board of Trustees Evaluation 2018 – Employee Version
Results**

Below are the results from the SOCCCD Board of Trustees’ Evaluation 2018. This survey was sent to all employees in the district and was open from May 11, 2018 to June 11, 2018.




D1 Please select the place(s) where you work.

Answer	Bar	Response	%
Saddleback College		91	56.17%
Irvine Valley College		55	33.95%
District Services		18	11.11%
Total		164	100.00%

D2 How long have you worked in the district?

Answer	Bar	Response	%
Saddleback College		91	56.17%
Irvine Valley College		55	33.95%
District Services		18	11.11%
Total		164	100.00%

D3 What is your employee type?

Answer	Bar	Response	%
Administrator/Manager		38	23.46%
Faculty		63	38.89%
Classified Staff		61	37.65%
Total		162	100.00%

**SOCCCD Board of Trustees Evaluation 2018 – Employee Version
Results**

D4 Are you a full-time or part-time employee?

Answer	Bar	Response	%
Full-time		124	76.54%
Part-time		38	23.46%
Total		162	100.00%






D5 Over the past year, please indicate where you have received or accessed information on SOCCCD's Board of Trustees. (Please check all that apply.)

Answer	Bar	Response	%
SOCCCD website		108	66.67%
College website		38	23.46%
Emails from District Services: Board highlights and other press releases		143	88.27%
Newspaper		16	9.88%
Other websites		3	1.85%
Other, please specify		7	4.32%
Total		315	100.00%






Other, please specify
Board Meetings
Board meetings
Minutes of Board Meetings
senate reports
I don't look up information about our Board. I only review the Board agenda on District's website.

***SOCCCD Board of Trustees Evaluation 2018 – Employee Version
Results***

D6 Over the past year, how many Board of Trustees meetings have you attended?

Answer	Bar	Response	%
None		94	58.02%
1-3 meetings		44	27.16%
4-6 meetings		10	6.17%
7-9 meetings		5	3.09%
10 or more meetings		9	5.56%
Total		162	100.00%

D7 Over the past year, how many Board of Trustees meetings have you watched on television and/or watched via a meeting video posted on the SOCCCD website?






Answer	Bar	Response	%
None		75	46.30%
1-3 meetings		65	40.12%
4-6 meetings		17	10.49%
7-9 meetings		3	1.85%
10 or more meetings		2	1.23%
Total		162	100.00%

**SOCCCD Board of Trustees Evaluation 2018 – Employee Version
Results**

Please indicate the extent to which you agree or disagree with the following statements. The last three survey items are open-ended questions. Please provide your feedback in the text boxes provided.






The questions are scored on a five-point Likert scale where the positive responses of “Excellent/Strongly Agree” are five points and the negative responses of “Poor/Strongly Disagree” are one point.

Q1 The Board understands its policy role and differentiates its role from those of the Chancellor, District Services, and college employees.

Answer	Bar	Response	%
Strongly Agree		18	14.52%
Agree		45	36.29%
Neutral		48	38.71%
Disagree		11	8.87%
Strongly Disagree		2	1.61%
Total		124	100.00%

Min Value	Max Value	Average Value	Standard Deviation	Total Respondents
1	5	3.53	0.91	124






Q2 The Board’s policies are regularly reviewed and are up-to-date. They effectively guide operations on a district-wide basis.

Answer	Bar	Response	%
Strongly Agree		14	11.29%
Agree		56	45.16%
Neutral		34	27.42%
Disagree		16	12.90%
Strongly Disagree		4	3.23%
Total		124	100.00%

Min Value	Max Value	Average Value	Standard Deviation	Total Respondents
1	5	3.48	0.97	124






**SOCCCD Board of Trustees Evaluation 2018 – Employee Version
Results**

Q3 The Board clearly delegates authority to and supports the Chancellor.

Answer	Bar	Response	%
Strongly Agree		19	15.32%
Agree		49	39.52%
Neutral		47	37.90%
Disagree		9	7.26%
Strongly Disagree		0	0.00%
Total		124	100.00%

Min Value	Max Value	Average Value	Standard Deviation	Total Respondents
2	5	3.63	0.83	124






Q4 The Board sets clear expectations for and effectively evaluates the Chancellor.

Answer	Bar	Response	%
Strongly Agree		16	12.90%
Agree		30	24.19%
Neutral		61	49.19%
Disagree		13	10.48%
Strongly Disagree		4	3.23%
Total		124	100.00%

Min Value	Max Value	Average Value	Standard Deviation	Total Respondents
1	5	3.33	0.94	124






***SOCCCD Board of Trustees Evaluation 2018 – Employee Version
Results***

Q5 Board members represent the interests and needs of the communities served by the district.

Answer	Bar	Response	%
Strongly Agree		21	16.94%
Agree		34	27.42%
Neutral		31	25.00%
Disagree		30	24.19%
Strongly Disagree		8	6.45%
Total		124	100.00%

Min Value	Max Value	Average Value	Standard Deviation	Total Respondents
1	5	3.24	1.19	124






Q6 The Board advocates on behalf of the district to local, state, and federal governments.

Answer	Bar	Response	%
Strongly Agree		18	14.52%
Agree		41	33.06%
Neutral		47	37.90%
Disagree		15	12.10%
Strongly Disagree		3	2.42%
Total		124	100.00%

Min Value	Max Value	Average Value	Standard Deviation	Total Respondents
1	5	3.45	0.97	124






***SOCCCD Board of Trustees Evaluation 2018 – Employee Version
Results***

Q7 The Board assures that there is an effective planning process and is appropriately involved in the process.

Answer	Bar	Response	%
Strongly Agree		12	9.68%
Agree		46	37.10%
Neutral		43	34.68%
Disagree		19	15.32%
Strongly Disagree		4	3.23%
Total		124	100.00%

Min Value	Max Value	Average Value	Standard Deviation	Total Respondents
1	5	3.35	0.96	124






Q8 Board members are knowledgeable about the district’s educational programs and services.

Answer	Bar	Response	%
Strongly Agree		16	12.90%
Agree		41	33.06%
Neutral		40	32.26%
Disagree		18	14.52%
Strongly Disagree		9	7.26%
Total		124	100.00%

Min Value	Max Value	Average Value	Standard Deviation	Total Respondents
1	5	3.30	1.10	124






**SOCCCD Board of Trustees Evaluation 2018 – Employee Version
Results**

Q9 Board members understand the budget and fiscal status of the district.

Answer	Bar	Response	%
Strongly Agree		16	12.90%
Agree		50	40.32%
Neutral		38	30.65%
Disagree		16	12.90%
Strongly Disagree		4	3.23%
Total		124	100.00%

Min Value	Max Value	Average Value	Standard Deviation	Total Respondents
1	5	3.47	0.98	124






Q10 Board decisions assure the fiscal stability and health of the district.

Answer	Bar	Response	%
Strongly Agree		13	10.48%
Agree		46	37.10%
Neutral		38	30.65%
Disagree		22	17.74%
Strongly Disagree		5	4.03%
Total		124	100.00%

Min Value	Max Value	Average Value	Standard Deviation	Total Respondents
1	5	3.32	1.02	124






***SOCCCD Board of Trustees Evaluation 2018 – Employee Version
Results***

Q11 The Board effectively monitors implementation of institutional plans.

Answer	Bar	Response	%
Strongly Agree		11	8.87%
Agree		38	30.65%
Neutral		53	42.74%
Disagree		16	12.90%
Strongly Disagree		6	4.84%
Total		124	100.00%

Min Value	Max Value	Average Value	Standard Deviation	Total Respondents
1	5	3.26	0.96	124






Q12 The Board respects faculty, staff, and student participation in their decision making.

Answer	Bar	Response	%
Strongly Agree		15	12.10%
Agree		40	32.26%
Neutral		37	29.84%
Disagree		22	17.74%
Strongly Disagree		10	8.06%
Total		124	100.00%

Min Value	Max Value	Average Value	Standard Deviation	Total Respondents
1	5	3.23	1.13	124






**SOCCCD Board of Trustees Evaluation 2018 – Employee Version
Results**

Q13 Trustees refrain from attempting to manage or direct work or activities of employees.

Answer	Bar	Response	%
Strongly Agree		17	13.71%
Agree		42	33.87%
Neutral		49	39.52%
Disagree		12	9.68%
Strongly Disagree		4	3.23%
Total		124	100.00%

Min Value	Max Value	Average Value	Standard Deviation	Total Respondents
1	5	3.45	0.96	124






Q14 Trustee behavior sets a positive tone for the district.

Answer	Bar	Response	%
Strongly Agree		23	18.55%
Agree		41	33.06%
Neutral		33	26.61%
Disagree		22	17.74%
Strongly Disagree		5	4.03%
Total		124	100.00%

Min Value	Max Value	Average Value	Standard Deviation	Total Respondents
1	5	3.44	1.11	124






***SOCCCD Board of Trustees Evaluation 2018 – Employee Version
Results***

Q15 The Board regularly reviews and adheres to its code of ethics and standards of practice.

Answer	Bar	Response	%
Strongly Agree		17	13.71%
Agree		37	29.84%
Neutral		59	47.58%
Disagree		8	6.45%
Strongly Disagree		3	2.42%
Total		124	100.00%

Min Value	Max Value	Average Value	Standard Deviation	Total Respondents
1	5	3.46	0.90	124






Q16 Board members maintain confidentiality of privileged information.

Answer	Bar	Response	%
Strongly Agree		23	18.55%
Agree		35	28.23%
Neutral		56	45.16%
Disagree		8	6.45%
Strongly Disagree		2	1.61%
Total		124	100.00%

Min Value	Max Value	Average Value	Standard Deviation	Total Respondents
1	5	3.56	0.92	124






***SOCCCD Board of Trustees Evaluation 2018 – Employee Version
Results***

Q17 Board meeting agendas include sufficient information; the topics reflect Board responsibilities and tasks.

Answer	Bar	Response	%
Strongly Agree		26	20.97%
Agree		53	42.74%
Neutral		35	28.23%
Disagree		6	4.84%
Strongly Disagree		4	3.23%
Total		124	100.00%

Min Value	Max Value	Average Value	Standard Deviation	Total Respondents
1	5	3.73	0.96	124






Q18 Board meetings are conducted in an orderly, respectful manner; sufficient time is provided to explore and resolve key issues.

Answer	Bar	Response	%
Strongly Agree		31	25.00%
Agree		38	30.65%
Neutral		46	37.10%
Disagree		4	3.23%
Strongly Disagree		5	4.03%
Total		124	100.00%

Min Value	Max Value	Average Value	Standard Deviation	Total Respondents
1	5	3.69	1.01	124






**SOCCCD Board of Trustees Evaluation 2018 – Employee Version
Results**

Q19 The Board evaluation process helps the Board enhance its performance.

Answer	Bar	Response	%
Strongly Agree		18	14.52%
Agree		35	28.23%
Neutral		57	45.97%
Disagree		11	8.87%
Strongly Disagree		3	2.42%
Total		124	100.00%

Min Value	Max Value	Average Value	Standard Deviation	Total Respondents
1	5	3.44	0.93	124

Q20 Board members engage in professional development that enhances their performance as trustees. New Board members have an orientation to their role.

Answer	Bar	Response	%
Strongly Agree		14	11.29%
Agree		33	26.61%
Neutral		67	54.03%
Disagree		9	7.26%
Strongly Disagree		1	0.81%
Total		124	100.00%

Min Value	Max Value	Average Value	Standard Deviation	Total Respondents
1	5	3.40	0.82	124